

# Introduction to UNIX System

Waseda University

# Preliminaries

It is assumed that students already learned the following. Please do so if you are inexperienced.

- Mouse operations (double-clicking, dragging)
- Typing (→ gtype helps you to practice!)  
(<http://www-it.sci.waseda.ac.jp/links/gtypist/>)
- Japanese Input (<http://www.mse.waseda.ac.jp/mse-help>)  
【Ctrl】 + 【¥】 , 【space】 , 【Enter】 , 【Ctrl】 + 【i】 etc.  
【¥】 or 【\】
- One-byte character, Two-byte character.  
It is recommend to use one-byte characters when coding.
- Browse web pages, send emails
- Instructions for connecting UNIX system from outside the campus  
<http://www-it.sci.waseda.ac.jp/links/TeraTerm/>
- System environment in this room is available at  
<http://www.mse.waseda.ac.jp/pc-room/63floor.html>

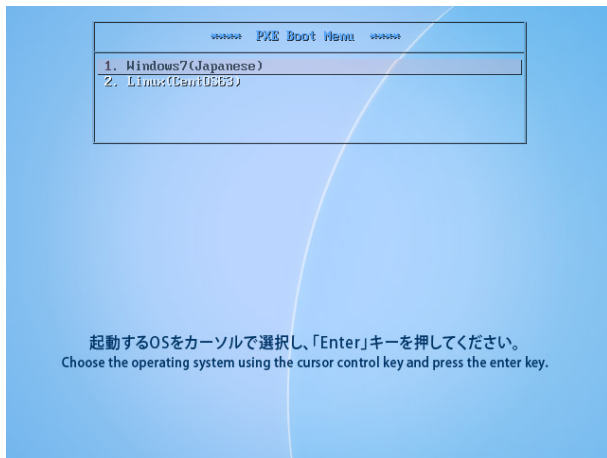
# Today's Topics

- How to log in / log out the UNIX system
- Start GNOME terminal · Exit the terminal
- Operations in web browser

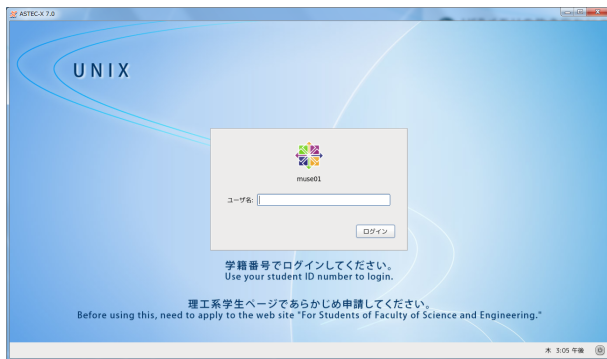
# Login / logout the UNIX system

## Login

Choose the operating system named “CentOS” after booting.



# Login / logout the UNIX system



- **Student ID** and **password** are necessary to login.
  - Other people never know your **password**. (You should choose a strong password.)
- Please use only your own **account** on the UNIX system
  - Do not use others' account.
- You need to **apply for getting your account before this lecture**.  
<http://www.mse.waseda.ac.jp/pc-room/unix/about.html>

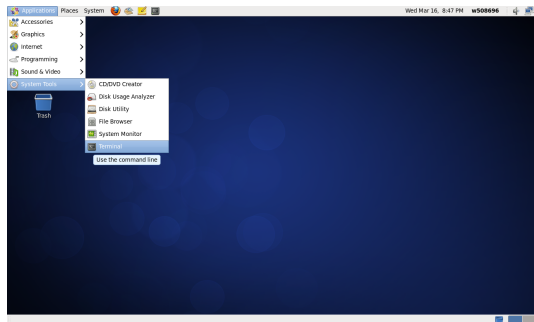
# Terminal

## Running terminal

You run the terminal through

【Applications】 → 【System Tools】 → 【Terminal】

- You can also run the terminal by clicking the display-icon at the top of your screen.
- You can enter UNIX commands on the terminal.



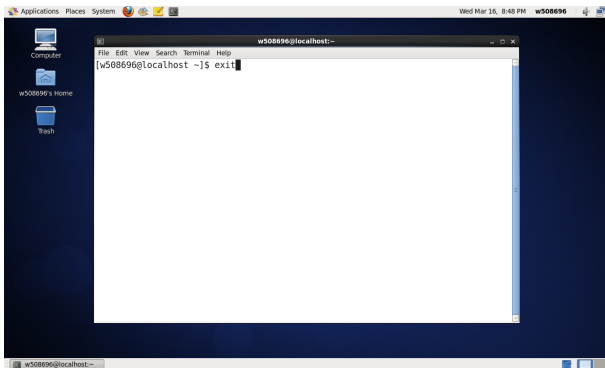
# Terminal(2)

Enter UNIX commands

```
$ ○○○○ 【Enter】
```

Exit the terminal

```
$ exit 【Enter】
```



# Operations in web browser

- In this lecture we use the web browser “Firefox”.

## Running Firefox on the terminal

```
$ firefox & 【Enter key】
```

- Type “&” at the end of the command. Otherwise, you cannot use the terminal when Firefox ends.
- Quit Firefox by clicking the “× ” button at the upper right of the window.
- Please run Firefox again, then access the following web site:  
<http://www-it.sci.waseda.ac.jp/CPR1/>



# Log in / log out the UNIX system

## Log out the UNIX system

When the class ends, you log out the UNIX system through  
【Account】 → 【Quit】

# Summary

- How to log in / log out the UNIX system
- Start GNOME terminal · Exit the terminal
- Operations in web browser